



# HERITAGE CHILDREN ACADEMY

Sr. Sec. Co - Educational English Medium School  
Affiliated to CBSE, New Delhi Affiliation No. 2131771  
NH-24, Jalif Nagla, Teh-Milak, Distt. Rampur (U.P.) 244701



# SUMMER VACATION

## ★ ASSIGNMENT ★



STUDENT'S NAME : \_\_\_\_\_



CLASS & SEC. : LKG



ROLL NO. : \_\_\_\_\_



SESSION : 2026 - 27



Explore...   
Learn...  
& Have Fun!



Dear Children,

Holidays are the best time to relax, refresh, and learn new things in a fun way. Summer vacation gives you an opportunity to spend quality time with your family, develop good habits, and improve your creativity. To make your vacation joyful and productive, we have planned an interesting Holiday Assignment for you. Complete it neatly and sincerely. Remember, learning never stops!

The school will remain closed for Summer Vacation from 25 May,2026 to 30June,2026t and will reopen on 1July,2026.

Dear parents,

Kindly help your child and go through these instructions.

- Complete all work according to the given instructions.
- Maintain neatness, cleanliness, and good handwriting.
- Do the work independently with minimum help from parents.
- Submit the assignment on time after vacation.
- Read Hindi and English book daily.
- Practice handwriting for 1 page every day.
- Revise previous syllabus for 20–30 minutes daily.
- Learn and use magic words: Please, Sorry, Thank You.
- Help your parents in small household activities.
- Eat healthy food and fruits. Avoid junk food.
- Wake up early and do exercise / yoga daily.
- Spend some time in nature and observe birds, trees, flowers, etc.
- Limit mobile TV screen time and play outdoor games.
- Keep smiling and enjoy your holidays with discipline.

Submission Details:

Kindly submit the Holiday Assignment to your class teacher from 27June during school timings.

Have Fun, Stay Safe & Keep Learning!

**Happy Holidays!** 🌞🏖️🌊







For queries related to fee, new admission, transfer certificate documentation you may contact the following officials at their below mentioned WhatsApp numbers between 10 AM to 2 PM. (MAHENDRA KUMAR PANDEY:-8433110811)



ENGLISH

Q1- Circle the correct words of the given pictures

(6M)

 Cat      Bat	 Van      Fan
 Map      Cap	 Hat      Rat
 Bat      Rat	 Man      Pan

Q2- Complete the alphabets

(0.5x 10= 5M)

A      ○      C      ○

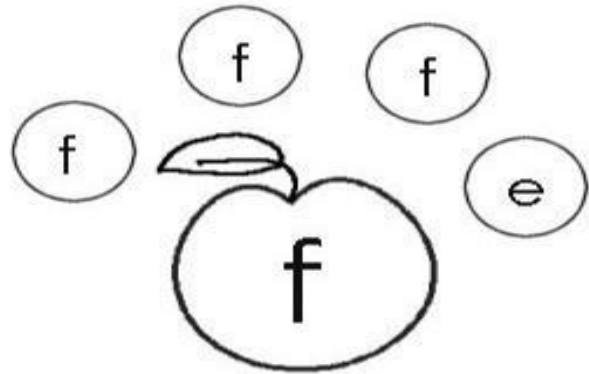
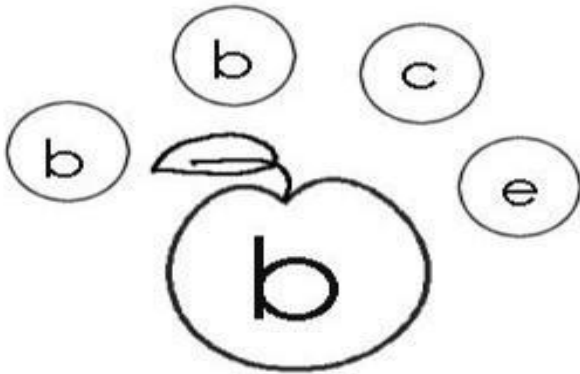
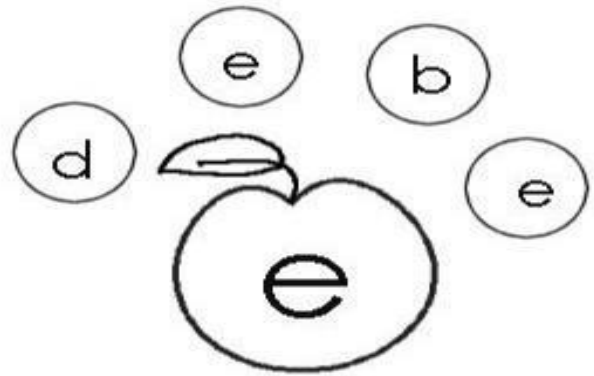
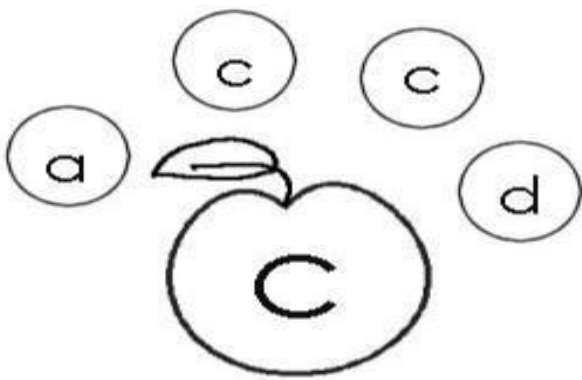
○      H      ○      F

J      ○      ○      ○

○      L      ○      ○

R      ○      ○      O

Q3- Colour the circle that match the same letter that is in the apple . (.5×4=2M)



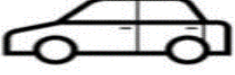
Q4- What is next?

(.5× 10= 5M)

a, b, _____	h, i, _____
p, q, _____	m, n, _____
s, t, _____	b, c, _____
l, m, _____	x, y, _____
q, r, _____	t, u, _____

Q5- Write the name of the given pictures

(.5×4=2M)



---

---

---

---

HINDI

प्रश्न 1- चित्र देखकर सही अक्षर पर गोला बनाइए।

[4M]

	स	छ	प
	झ	द	ख
	ट	ठ	भ
	न	श	ग

प्रश्न 2- चित्र के सही अक्षर पर गोला कीजिए।

[3M]

ऐ अ ऊ



ऐ अं ऊ

ऐ अ ऊ



प्रश्न 3. रिक्त स्थान भरिए।

[.5×10=5M]

क		ग		ड
च			झ	
		ढ		ण
त	थ		ध	

प्रश्न 4. स्वरों को मिलाइए और चित्र में रंग भरिए।

[2M]

अः

अं

औ

आ

ओ

ए

ए

ऋ

ऌ

अ

अः

प्रश्न 5. बाद का अक्षर लिखिए।

[6M]







क \_  
च \_  
ट \_

म \_  
र \_  
श \_

# MATHS


















Q1. Colour the big one and circle the small one in each set.

[.5×6=3M]


Q2. Write the missing numbers.

[.5×10=5M]

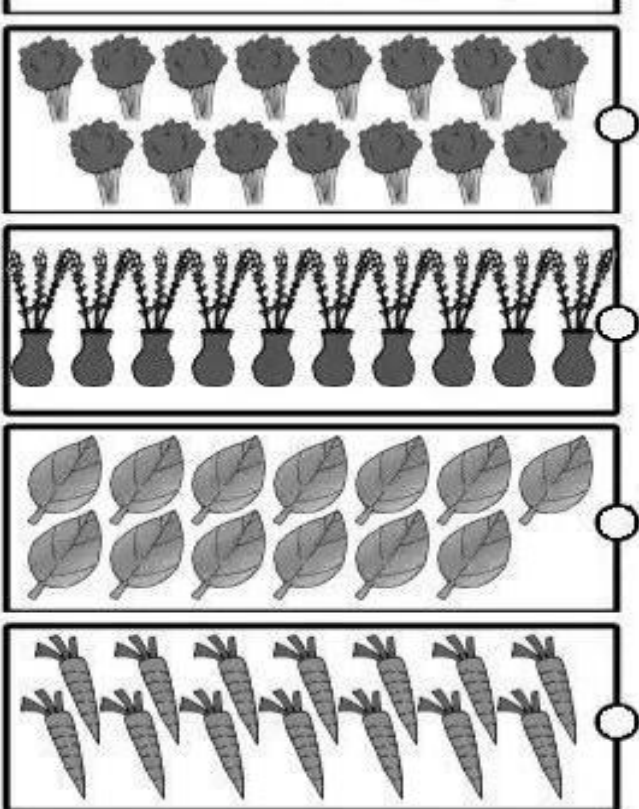
Q3. Join the numbers and colour the picture.

[4M]



Q4. Count and match with correct numbers.

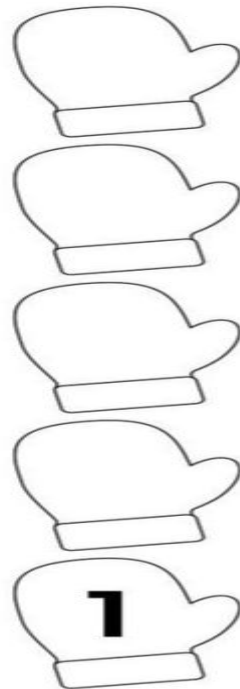
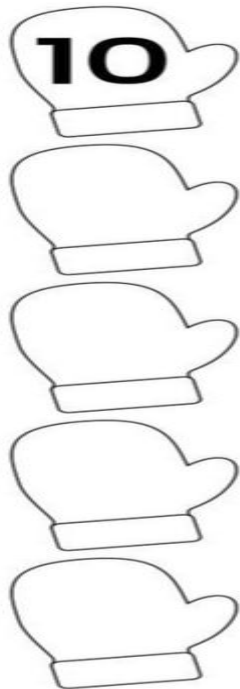
[4M]



- 10
- 13
- 14
- 15

Q5. Write backward counting 10 to 1.

[0.5×8=4M]



### DRAWING

Join the dots and colour the picture.

