

SUMMER VACATION ASSIGNMENT

HERITAGE CHILDREN ACADEMY



(Senior Secondary School Affiliated to CBSE, New Delhi)
NH-24, Jalif Nagla, Teh- Milak, Distt. Rampur (U.P) 244701

STUDENT'S NAME:-

CLASS & SEC. :-

ROLL No. :-



Dear Children,

Summer Vacation is synonymous with fun and frolic, going for picnics, playing for long hours, exploring new places and much more But, dear children, there is a lot more you can do to make your vacation more interesting and meaningful.

We have planned some interesting activities for you. So get ready to enjoy your summer vacation!

The school closed for summer vacation from May 27, 2025 to June 30, 2025 for classes NC to V and school will reopen on July 01, 2025.

General Instructions for Assignment-

- Complete your holiday homework as per given instructions. It is compulsory.
- Label properly the name, class, section and subject.
- The child will be assessed for the neat & clean handwriting, presentation, creativity and submission of the work on time.
- Parents can be facilitator at home but the work should be done independently by the child in his/her own handwriting.
- During the break Inculcate healthy eating habits in your children, give them fruits and balanced diet with vitamin C and ask them getup early in the morning.
- Do breathing exercise/Yoga daily.
- Read out a short moral story to the child every day. Read your books.
- Take your child for a nature walk around the house and look out for flowers of different colours, butterflies, birds, insects, etc. This will allow the child to explore his/her surroundings.
- Kindly submit your holiday assignment to your class teacher till June 25- July 01, 2025 at 8 AM-10AM

For queries related to fee, new admission, transfer certificate documentation you may contact the following officials at their below mentioned WhatsApp numbers between 10 AM to 2 PM. (MAHENDRA KUMAR PANDEY:-8433110811)



ENGLISH

Q1. Fill in the blanks with correct preposition.

on

in

under

1.



The cat is _____ the chair.

2.




The dog is _____ the box.

3.




The cat is _____ the mat.

4.



The ball is _____ the box.

5.



The goldfish is _____ the bowl.

6.




The dog is _____ the desk.

7.



The apple is _____ the table.

8.



The elephant is _____ the ball.

9.



The frog is _____ the box.

Q2. Look at the pictures and write the words that rhyme with them.

can



lock



pot



bug



ten



cat



boy



pen



jug



nun



bin



luck




Q3. Change singular into plural by adding 's':

1.  Cup - _____.




2.  Star - _____.




3.  Bangle - _____.



4.  Bottle - _____.




5.  Flower - _____.




6.  Bell - _____.




7.  Carrot - _____.




8.  Stool - _____.



9.  House - _____.



10.  Spoon - _____.



Q4. Look at the picture carefully and answer the questions.



1. What is this place? _____

2. Who are playing? _____

3. Name one animal that you can see in the picture.

4. List down any 3 3 nouns that you can see in this picture.

i. _____

ii. _____

iii. _____

5. Make a sentence from the word 'enjoying'.

HINDI

प्रश्न 1. चित्र पूरा करें।



प्रश्न 2. खाली स्थान भरें व चित्र में रंग भरें ।




दूध	कूद	मीठा	शिकार	खतरा
-----	-----	------	-------	------

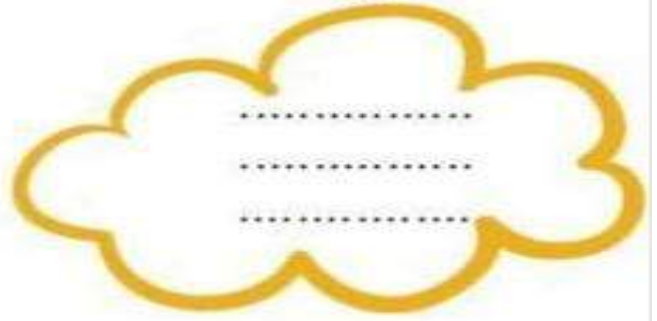
१. बिल्ली बहुत ऊँचा _____ सकती हैं ।
२. बिल्ली _____ स्वाद नहीं पहचान सकती हैं ।
३. बिल्ली चुपचाप _____ करती हैं ।
४. बिल्ली को _____ पीना बहुत पसंद है ।
५. बिल्ली अपनी मूंछों से _____ भांप जाती है ।

प्रश्न 3. नीचे दी गई चीजों के तीन - तीन नाम लिखिए


फल



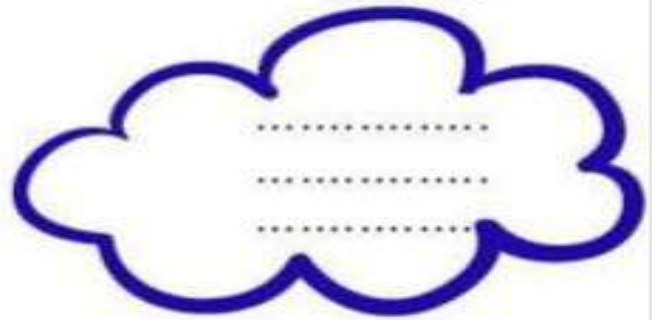
फूल



सब्जियां



अनाज



प्रश्न 4. सही सर्वनाम शब्द चुनकर लिखिए-

1. रवि ----- (मेरा / उसने) दोस्त है।
2. ----- (वह / उसका) ठीक समय पर स्कूल जाता है।
3. अध्यापक ----- (उसने / उसे) प्यार करते हैं।
4. ----- (उसके / वह) पिता इंजिनीयर हैं।
5. ----- (मैं / उसकी) माँ डॉक्टर हैं।
6. ----- (उन्होंने / उसका) घर बहुत बड़ा है।
7. ----- (हम / तुम) कल दिल्ली जाएँगे।
8. अभी ----- (मुझे / उसने) बाज़ार जाना है।
9. ----- (उसका / मैं) सिनेमा देख रहा हूँ।
10. ----- (तुम / हम) क्या कर रहे हो?

MATHS

Q1. Order the numbers from least to greatest.

1)



23	56	17	82	49
----	----	----	----	----



2)




22	85	68	34	51
----	----	----	----	----




Q2. Order the number from greatest to least.


1)



87	92	47	54	25
----	----	----	----	----



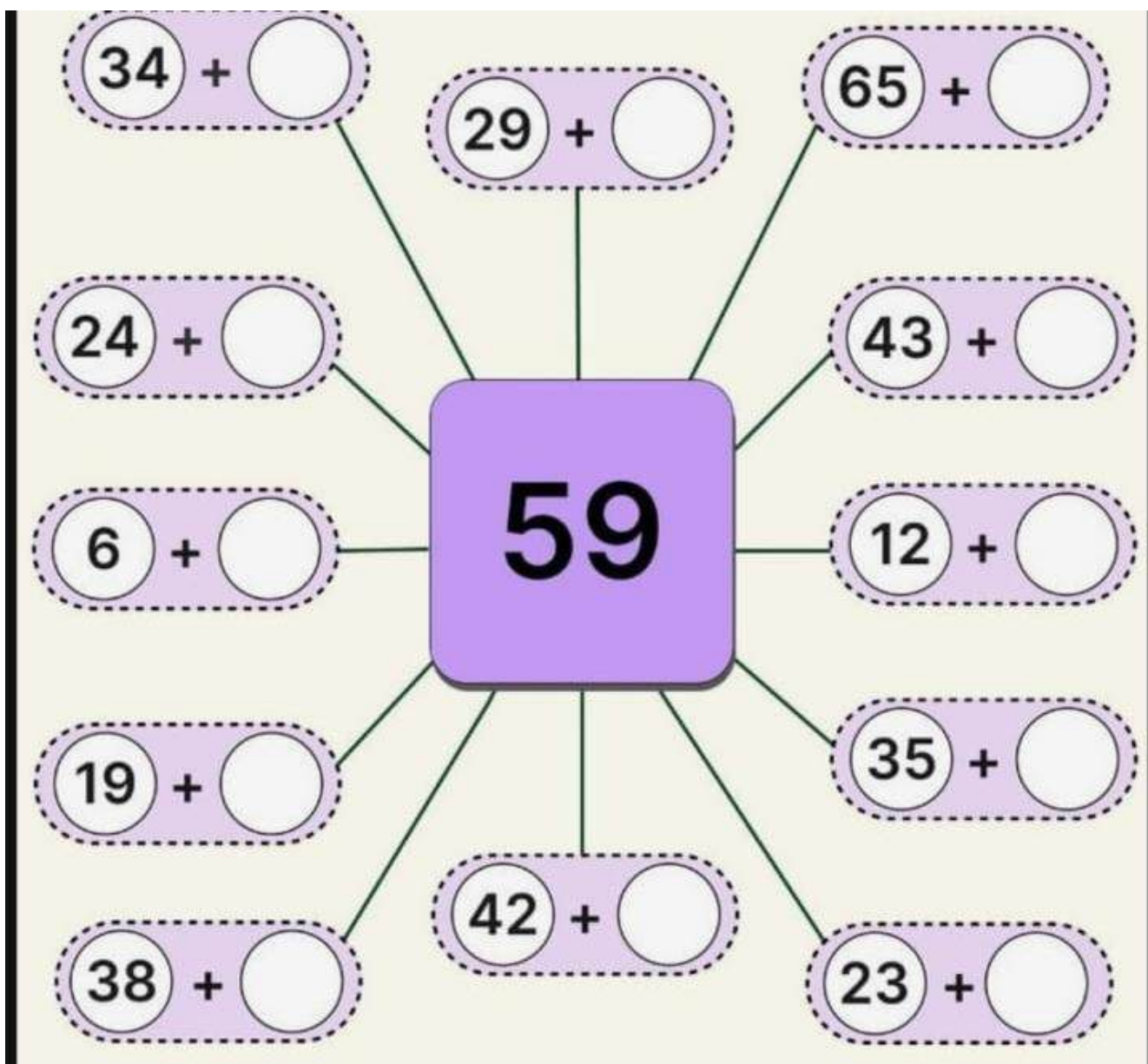
2)



75	63	19	28	36
----	----	----	----	----





Q3. Complete the sums with the correct solution.





Q4. Circle the correct answer.


<


		
6×6		
30	26	36

		
3×5		
13	15	20

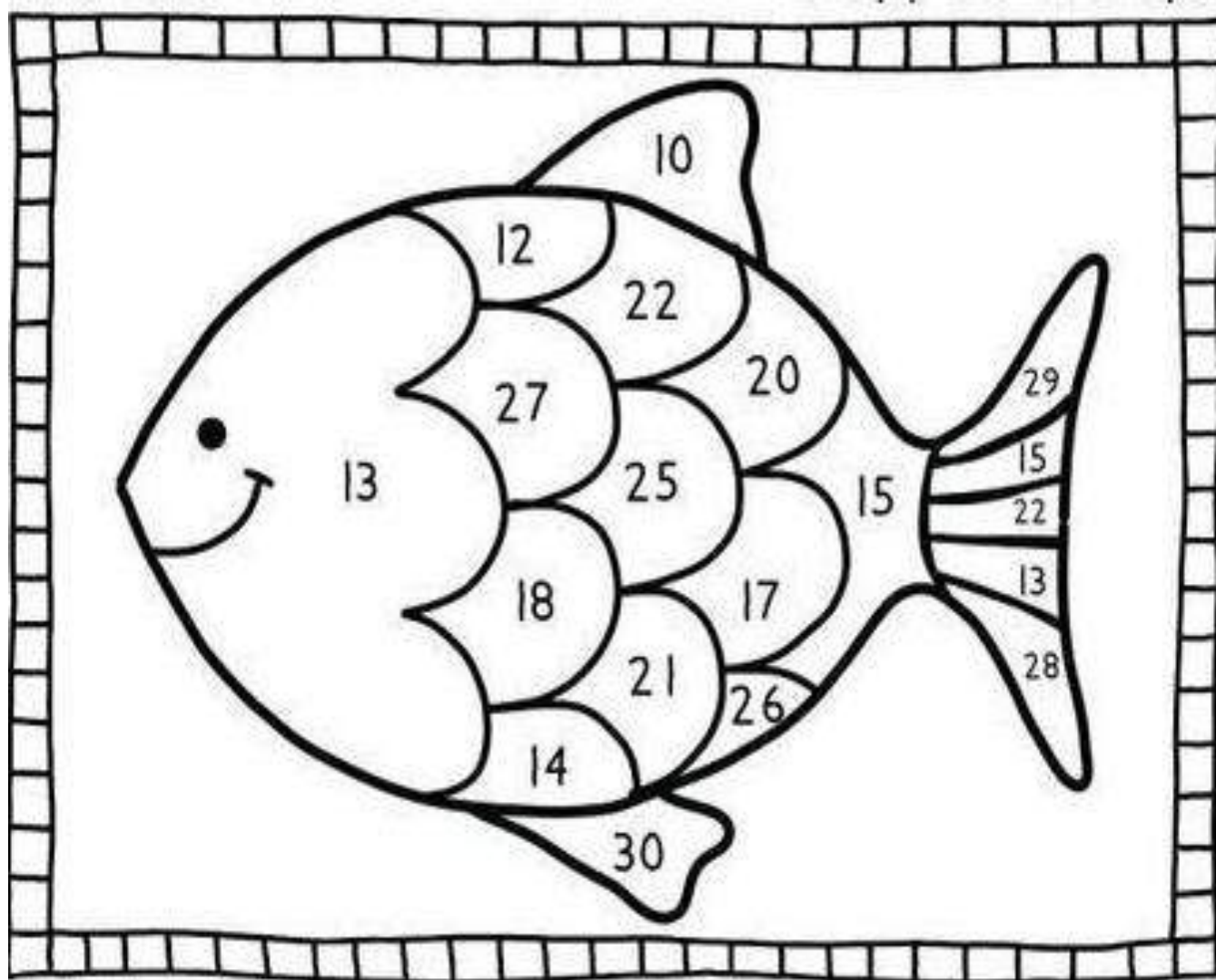
		
7×8		
53	56	58

		
2×9		
18	19	16

		
8×4		
26	34	32

		
7×7		
54	49	63

Q5. Add the following numbers and colour the image.




red	yellow	green	purple
$6+6=$ <input type="text"/>	$10+3=$ <input type="text"/>	$17+4=$ <input type="text"/>	$6+4=$ <input type="text"/>
$10+5=$ <input type="text"/>	$11+6=$ <input type="text"/>	$12+10=$ <input type="text"/>	$15+15=$ <input type="text"/>
$7+7=$ <input type="text"/>	$13+7=$ <input type="text"/>	$9+9=$ <input type="text"/>	$25+4=$ <input type="text"/>
$15+10=$ <input type="text"/>	$18+9=$ <input type="text"/>	$22+4=$ <input type="text"/>	$15+13=$ <input type="text"/>

EVS

Q1.

Tick (✓) the correct picture.

I hear with my  or 

I smell with my  or 

I taste with my  or 

I feel with my  or 



1. My hands help me to



Sing

☐


Sleep

☐


Write

☐

2. My eyes help me to



Swim

☐


Dance

☐


Reading

☐

3. My feet help me to



Skate

☐


Paint

☐


Kick

☐

Q2. Find and circle the words using color pens.



p	o	s	t	m	a	n	w	z	k
a	b	v	w	a	v	r	d	u	o
r	n	x	e	s	g	q	o	i	p
t	a	i	l	o	r	x	c	l	o
e	q	z	r	n	y	o	t	x	l
a	b	g	h	i	m	a	o	s	i
c	c	o	b	b	l	e	r	a	c
h	d	g	q	u	m	h	f	o	e
e	l	t	f	a	r	m	e	r	p
r	w	b	e	n	r	j	o	h	z



Fill in the blanks with the words what do you found from the puzzle.

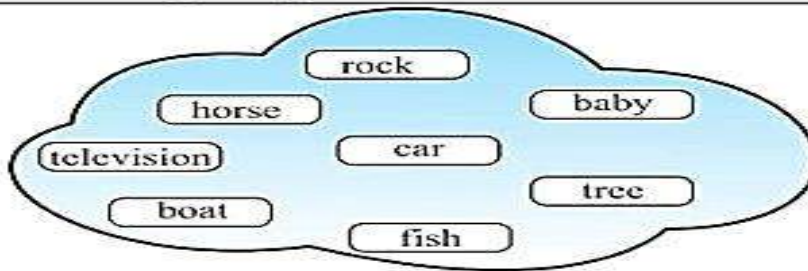
1. The _____ catches thieves.
2. The _____ stitches our clothes.
3. The _____ delivers our letters.
4. The _____ grows plants in the farm.
5. The _____ help us to get well when we are ill.
6. The _____ teach us to read and write in the school.
7. The _____ mends our shoes.
8. The _____ builds our houses.

Q3.

Living & Non-living things



Living things breathe, move, eat, grow and feel. They give birth to their young ones.



A dinosaur has eaten all the living things. Write their names in the stomach of the dinosaur.



Q4. Identify the picture and name the houses.

1. T _ N _

2. I _ L _ O

3. C _ R _ V _ _

4. A _ _ A R _ _ M E _ T

5. B _ _ N G A _ _ _ W

6. H _ U _ _ B _ A T

7. H _ _ T



DRAWING

Colour the picture.

