

SUMMER VACATION ASSIGNMENT

HERITAGE CHILDREN ACADEMY



SESSION-2025-26

(Senior Secondary School Affiliated to CBSE, New Delhi)
NH-24, Jalif Nagla, Teh- Milak, Distt. Rampur (U.P) 244701

STUDENT'S NAME:-

CLASS & SEC. :- NC

ROLL No. :-



Dear Children,

Summer Vacation is synonymous with fun and frolic, going for picnics, playing for long hours, exploring new places and much more But, dear children, there is a lot more you can do to make your vacation more interesting and meaningful.

We have planned some interesting activities for you. So get ready to enjoy your summer vacation!

The school closed for summer vacation from May 27, 2025 to June 30, 2025 for classes NC to V and school will reopen on July 01, 2025.

General Instructions for Assignment-

- Complete your holiday homework as per given instructions. It is compulsory.
- Label properly the name, class, section and subject.
- The child will be assessed for the neat & clean handwriting, presentation, creativity and submission of the work on time.
- Parents can be facilitator at home but the work should be done independently by the child in his/her own handwriting.
- During the break Inculcate healthy eating habits in your children, give them fruits and balanced diet with vitamin C and ask them getup early in the morning.
- Do breathing exercise/Yoga daily.
- Read out a short moral story to the child every day. Read your books.
- Take your child for a nature walk around the house and look out for flowers of different colours, butterflies, birds, insects, etc. This will allow the child to explore his/her surroundings.
- Kindly submit your holiday assignment to your class teacher till June 25-July 1, 2025 at 8 AM-10AM.
- Do Page No. 6-11 in Pattern Book.

For queries related to fee, new admission, transfer certificate documentation you may contact the following officials at their below mentioned WhatsApp numbers between 10 AM to 2 PM. (MAHENDRA KUMAR PANDEY:- 8433110811)



ENGLISH

1. Write the first letter of the given pictures.

(04)











2. Colour the given objects and circle the matching alphabet.


(02)

| | | | | | | | | | | | | | | | | | | | |
|---|---|----------|---|---|---|---|---|---|---|---|---|---|---|---|---|---|---|---|---|
|  A | <table><tr><td>A</td><td>C</td><td>B</td><td>B</td><td>A</td><td>A</td></tr><tr><td>A</td><td>B</td><td>A</td><td>A</td><td>B</td><td>C</td></tr><tr><td>A</td><td>C</td><td>A</td><td>B</td><td>A</td><td>C</td></tr></table> | A | C | B | B | A | A | A | B | A | A | B | C | A | C | A | B | A | C |
| A | C | B | B | A | A | | | | | | | | | | | | | | |
| A | B | A | A | B | C | | | | | | | | | | | | | | |
| A | C | A | B | A | C | | | | | | | | | | | | | | |

| | | | | | | | | | | | | | | | | | | | |
|--|--|---|---|---|---|---|---|---|---|---|---|---|---|---|---|---|---|---|---|
|  B | <table><tr><td>B</td><td>C</td><td>B</td><td>A</td><td>B</td><td>C</td></tr><tr><td>C</td><td>A</td><td>B</td><td>C</td><td>A</td><td>B</td></tr><tr><td>C</td><td>B</td><td>A</td><td>B</td><td>B</td><td>A</td></tr></table> | B | C | B | A | B | C | C | A | B | C | A | B | C | B | A | B | B | A |
| B | C | B | A | B | C | | | | | | | | | | | | | | |
| C | A | B | C | A | B | | | | | | | | | | | | | | |
| C | B | A | B | B | A | | | | | | | | | | | | | | |

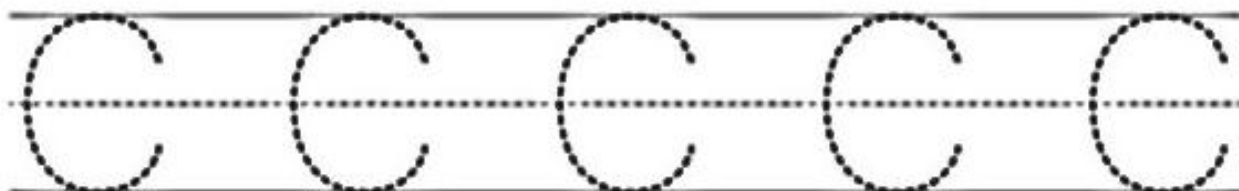
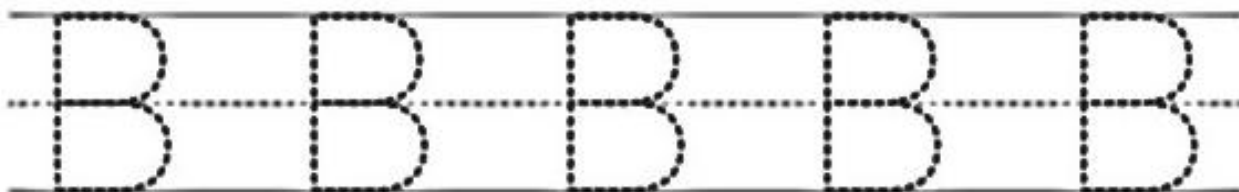
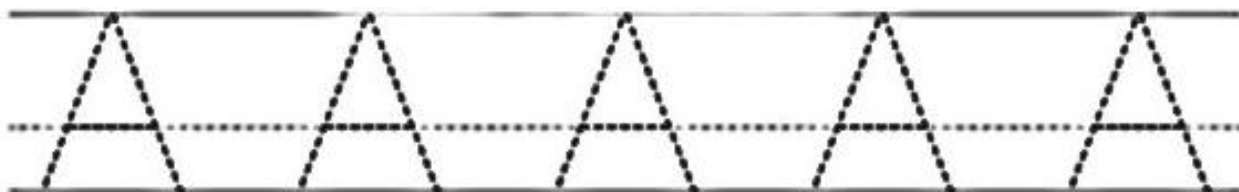
3. Colour letter A.

(04)



4. Trace the letters.

(04)



5. Match the words with correct pictures.

(05)

D



B



F



C



A



HINDI


1. स्वर अ पर गोला कीजिए-

(04)




2. चित्र को देखकर उसके आगे अ या आ लिखिए-

(08)



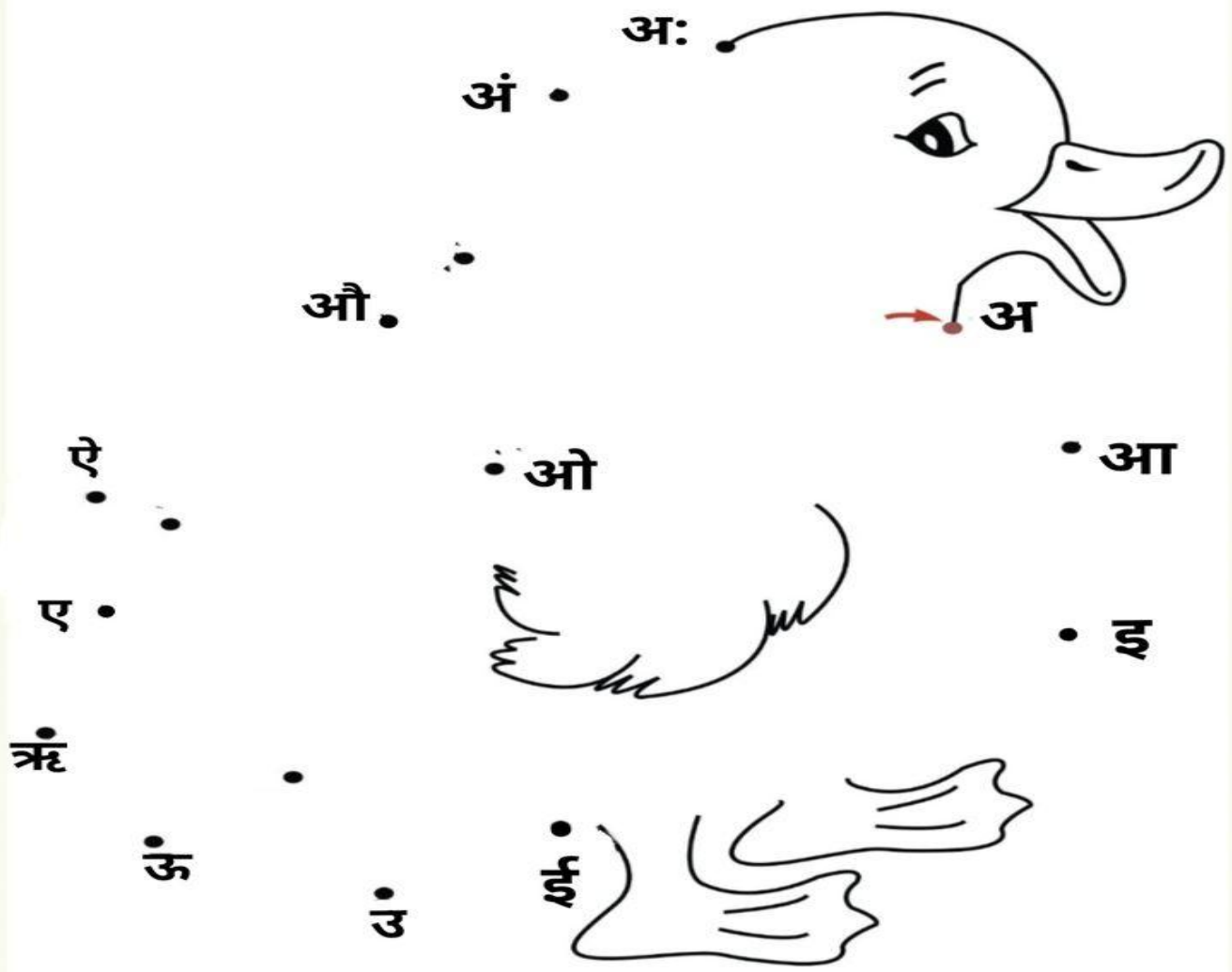
3. वर्ण पहचान कर सही चित्र पर गोला करिए एवं रंग भरिए-

(02)




4. स्वरों का मिलान करें और चित्र पूरा करके रंग भरें-

(03)



5. वृक्ष पर अ से ऋ तक स्वर चिपकाएँ-

(03)




MATHS


1. Heavy and Light

(02)

Color the objects which are heavy.



Color the objects which are light.



2. Count and match with correct number.

(05)



1



2



5



3




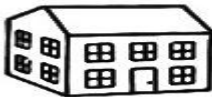














4

3. Taller or Shorter

Put a big X on the taller one in each box.

(03)

| | |
|---|--|
|   |   |
|   |   |
|   |   |
|   |   |

4. Trace and write numbers (1-5).

(6)



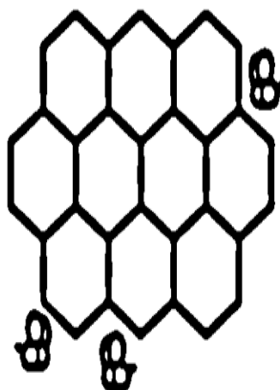

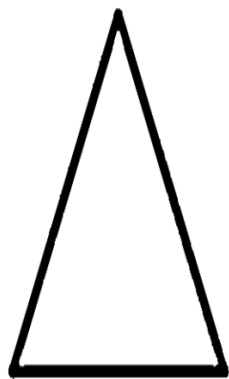

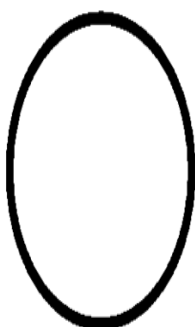




| | | | | |
|---|---|---|---|---|
| 1 | 2 | 3 | 4 | 5 |
| | | | | |

| | | | | |
|---|---|---|---|---|
| 1 | 2 | 3 | 4 | 5 |
| | | | | |

| | | | | |
|---|---|---|---|---|
| 1 | 2 | 3 | 4 | 5 |
| | | | | |

5. Colour the objects that match with the first shape.

(04)



DRAWING

Colour the ice-cream.



DP