

SUMMER VACATION ASSIGNMENT

HERITAGE CHILDREN ACADEMY



SESSION-2025-26
(Senior Secondary School Affiliated to CBSE, New Delhi)
NH-24, Jalif Nagla, Teh- Milak, Distt. Rampur (U.P) 244701

STUDENT'S NAME:-

CLASS & SEC. :- UKG

ROLL No. :-

Dear Children,

Summer Vacation is synonymous with fun and frolic, going for picnics, playing for long hours, exploring new places and much more But, dear children, there is a lot more you can do to make your vacation more interesting and meaningful. We have planned some interesting activities for you. So get ready to enjoy your summer vacation!

The school closed for summer vacation from May 27, 2025 to June 30, 2025 for classes NC to V and school will reopen on July 01, 2025.

General Instructions for Assignment-

- Complete your holiday homework as per given instructions. It is compulsory.
- Label properly the name, class, section and subject.
- The child will be assessed for the neat & clean handwriting, presentation, creativity and submission of the work on time.
- Parents can be facilitator at home but the work should be done independently by the child in his/her own handwriting.
- During the break Inculcate healthy eating habits in your children, give them fruits and balanced diet with vitamin C and ask them get up early in the morning.
- Do breathing exercise/Yoga daily.
- Read out a short moral story to the child every day. Read your books.
- Take your child for a nature walk around the house and look out for flowers of different colours, butterflies, birds, insects, etc. This will allow the child to explore his/her surroundings.
- Kindly submit your holiday assignment to your class teacher till June 25 - July 01, 2025 at 8 AM-10AM.
- Do Page No. 11-25 in English Cursive Book.



For queries related to fee, new admission, transfer certificate documentation you may contact the following officials at their below mentioned WhatsApp numbers between 10 AM to 2 PM. (MAHENDRA KUMAR PANDEY:- 8433110811)

ENGLISH

1. Fill in the blanks with correct rhyming words.

(04)

bin, _____, _____, _____.

pot, _____, _____, _____.

bat, _____, _____, _____.

ran, _____, _____, _____.

cut, _____, _____, _____.

dot, _____, _____, _____.

led, _____, _____, _____.

nag, _____, _____, _____.

2. Write the letter that comes next.

(04)

a, b, _____

h, i, _____

p, q, _____

m, n, _____

3. Find and write the words .


(06)

d	o	g	p	e	n
i	f	l	o	g	k
p	e	g	t	o	p
a	l	b	o	x	o
c	o	g	w	g	t


box
dog
log
cog
top
pot



--	--	--



--	--	--



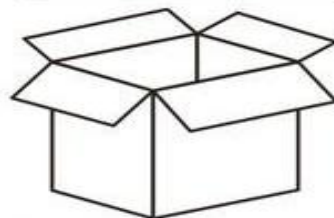
--	--	--



--	--	--



--	--	--



--	--	--

4. Unscramble the three letter words .

(04)



a t r

--	--	--



x b o

--	--	--



i p l

--	--	--



r a e

--	--	--

5. Find, separate and write the vowels or consonants in the given boxes.

(02)

1. a,c,e,h

Consonants	Vowels

2. i,k,t,u

Consonants	Vowels

3. m,o,i,s

Consonants	Vowels

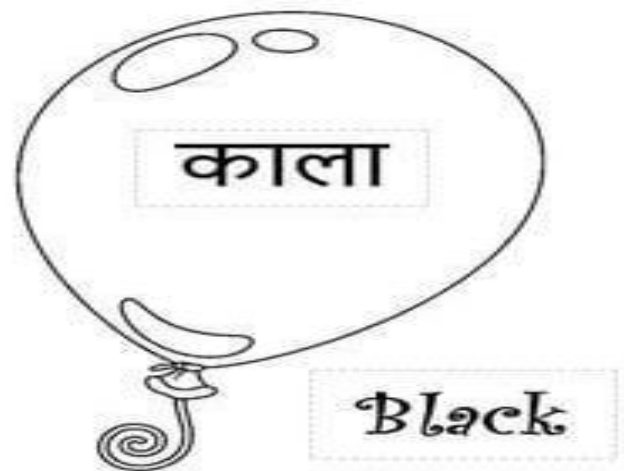
4. e,h,i,j

Consonants	Vowels

HINDI

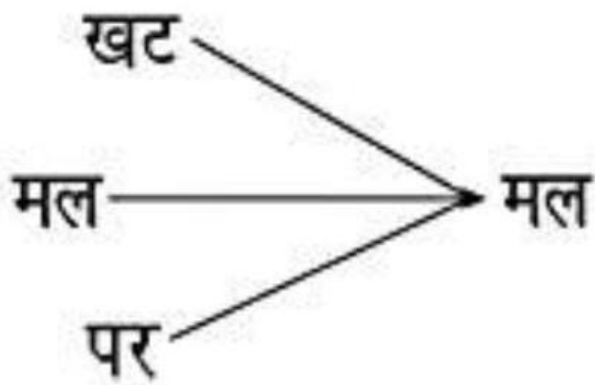
1. गुब्बारों में रंगों के नाम के अनुसार रंग भरिए-

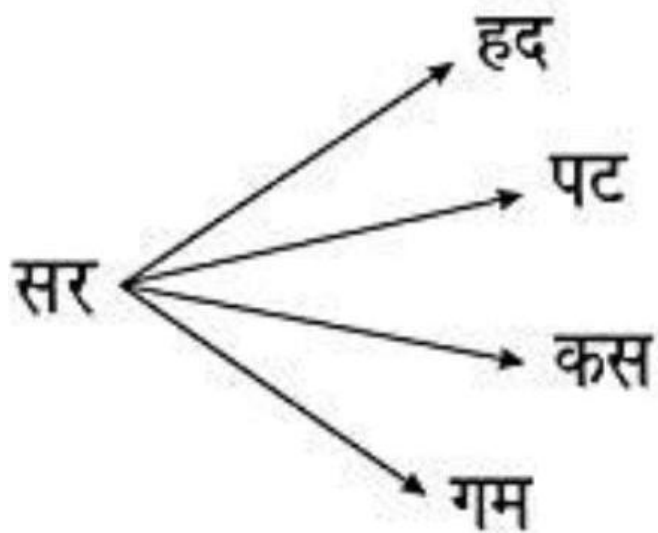
(04)



2. शब्दों को मिलाकर नये शब्द बनाये

(03)





सरहृद

3. चित्र देखकर रिक्त स्थान भरें -

(03)

• यह..... का पेड़ है।



• यह मेरा है।

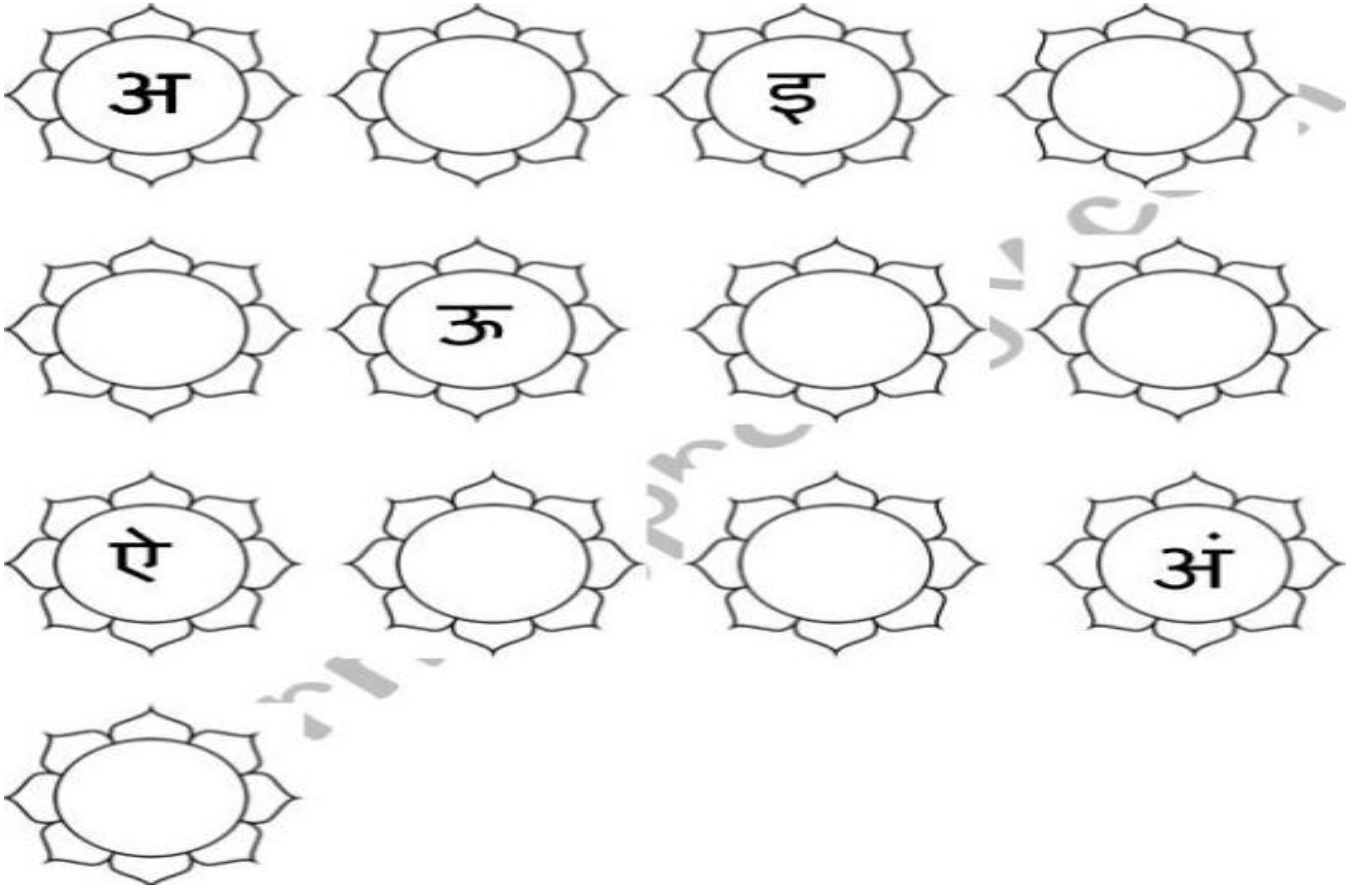


• वह एक है।



4. स्वर लिखिए ।

(04)



5. चित्रों के नाम लिखकर अनुच्छेद पूरा करो-

(06)
















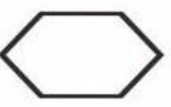
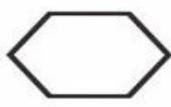











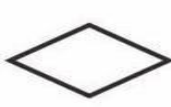







एक  था। घर की 
..... पर  के पेड़ की छाया
थी। राम छाया में बैठकर 
पढ़ता था। एक बार एक 
राम के ऊपर गिरा। राम के 
खराब हो गए। राम  पर
जाकर नहाया। फिर 
छा गए। पानी बरसा। राम ने बारिश में
एक  रख दिया। टब
भर गया।



MATHS

1. Circle the correct pattern shape that comes next.

(03)

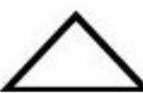
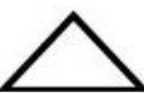



					
					
					
					
					
					




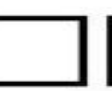


2. Colour the shapes on the given number.

(03)

4      

7        

5      



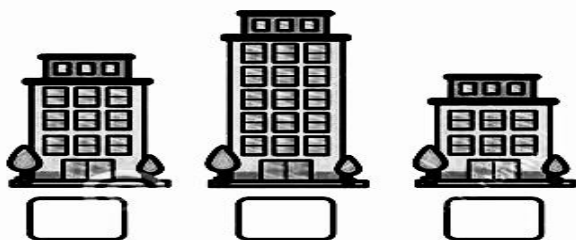
3        

6       

2      


3. Number the object from tallest to shortest.

(03)



4. Cross out the different object .

(05)



5. Count the objects and write the correct number in the given boxes.

(06)



EVS

1. Complete the introduction about yourself.

(05)



Girl / Boy




Girl / Boy

Fill in the blanks.

- a. My name is
- b. I study in Grade
- c. I am years old.
- d. The name of my school is
- e. I am a (boy/girl).

Colour the pictures.




Boy



Girl

2. Write the unscramble words of the given pictures

(02)



O B K O



A B G



I L E
N P C

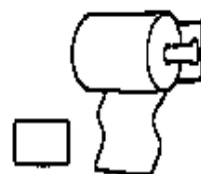
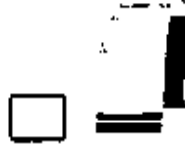


E N P

3. Tick the correct picture for each word.

(04)

toothbrush



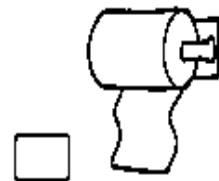
soap



shower



comb



4. How many do you have?

(05)



Eyes



Mouth



Nose




Ears



Fingers

5. Write the parts name of the bird that are given.


(04)



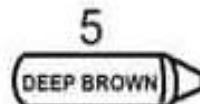
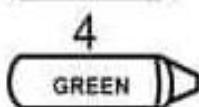
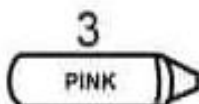
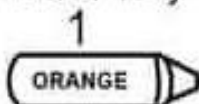
head	eye	beak	feather
body	leg	tail	wing

DRAWING

- Colour the bird with the help of given color key.



Color Key



DP